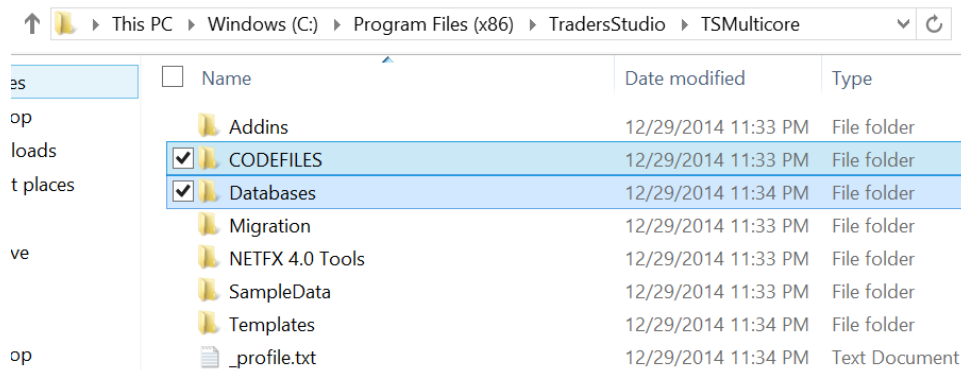


# Installing a New Version of TradersStudio Turbo

If you are installing a new release of TradersStudio Turbo (i.e. you have already installed a previous build of the software and are now downloading a patched version), then there are some important steps that you will need to do to ensure that you do not lose your work.

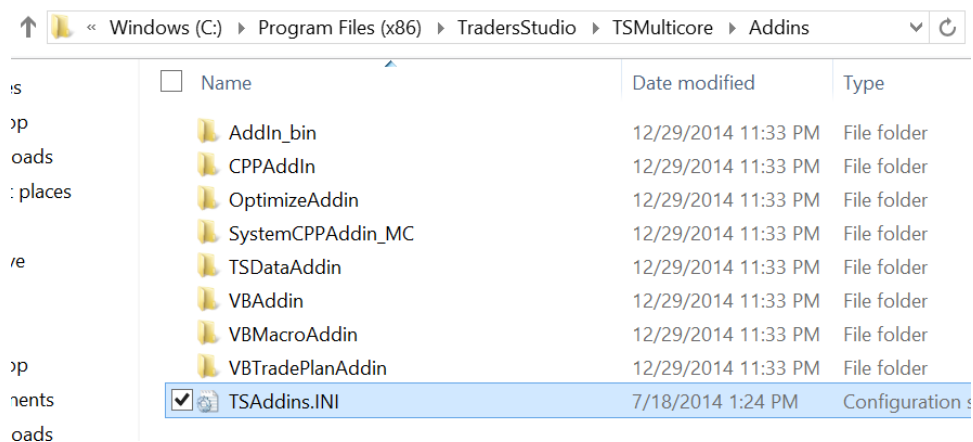
## 1) Make backups of important folders and files.

Please make backups of CODEFILES and Databases, both located within the C:\Program Files (x86)\TradersStudio\TSMulticore directory. Please also make a backup of TSAddins.ini which is located in C:\Program Files (x86)\TradersStudio\TSMulticore\Addins. Store these files in a safe location as you will need to get them a bit later on in the process.



↑ This PC > Windows (C:) > Program Files (x86) > TradersStudio > TSMulticore

Name	Date modified	Type
Addins	12/29/2014 11:33 PM	File folder
<input checked="" type="checkbox"/> CODEFILES	12/29/2014 11:33 PM	File folder
<input checked="" type="checkbox"/> Databases	12/29/2014 11:34 PM	File folder
Migration	12/29/2014 11:33 PM	File folder
NETFX 4.0 Tools	12/29/2014 11:33 PM	File folder
SampleData	12/29/2014 11:33 PM	File folder
Templates	12/29/2014 11:34 PM	File folder
_profile.txt	12/29/2014 11:34 PM	Text Document

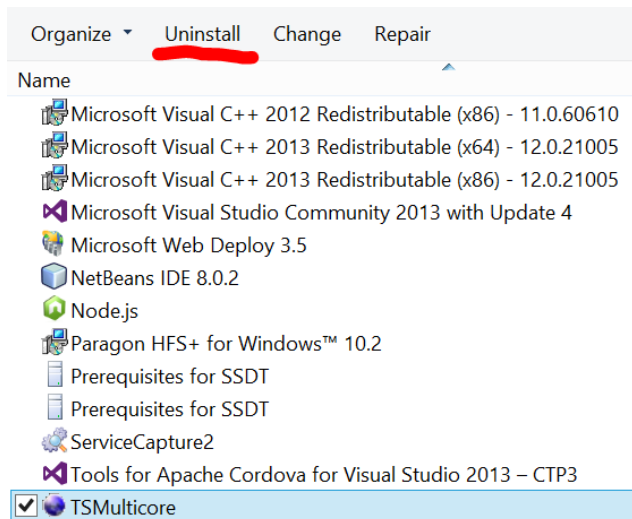


↑ << Windows (C:) > Program Files (x86) > TradersStudio > TSMulticore > Addins

Name	Date modified	Type
AddIn_bin	12/29/2014 11:33 PM	File folder
CPPAddIn	12/29/2014 11:33 PM	File folder
OptimizeAddin	12/29/2014 11:33 PM	File folder
SystemCPPAddin_MC	12/29/2014 11:33 PM	File folder
TSDDataAddin	12/29/2014 11:33 PM	File folder
VBAAddin	12/29/2014 11:33 PM	File folder
VBMacroAddin	12/29/2014 11:33 PM	File folder
VBTradePlanAddin	12/29/2014 11:33 PM	File folder
<input checked="" type="checkbox"/> TSAddins.INI	7/18/2014 1:24 PM	Configuration s

2) Completely uninstall TradersStudio Multicore from your computer.

Go to Control Panel -> Programs and Features (for Windows 8 users) or Control Panel -> Add/Remove Programs for other Windows versions and completely uninstall TradersStudio Turbo.

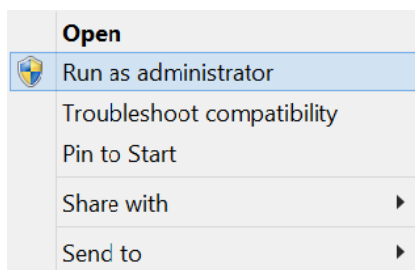


3) Download the new TradersStudio Turbo from tradersstudio.com.

Visit [tradersstudio.com/login](http://tradersstudio.com/login) and use your e-mail address and password to download the software.

4) Install the new version of TradersStudio Turbo.

Please make sure you run the installation program as an administrator to ensure the install goes smoothly.



5) Copy back CODEFILES, Databases, and TSAddins.ini.

Copy back your backup of CODEFILES, Databases, and TSAddins.ini. The first two folders go into C:\Program Files (x86)\TradersStudio\TSMulticore and the latter file goes into C:\Program Files (x86)\TradersStudio\TSMulticore\Addins.